

FIRST 4 ADOPTION

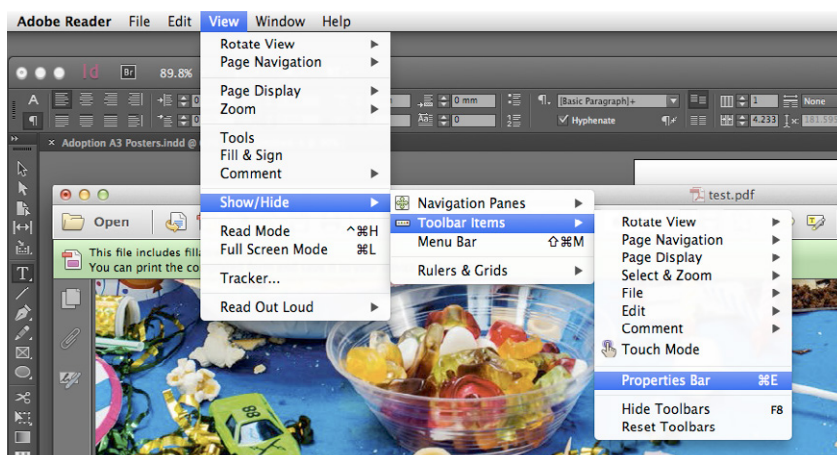
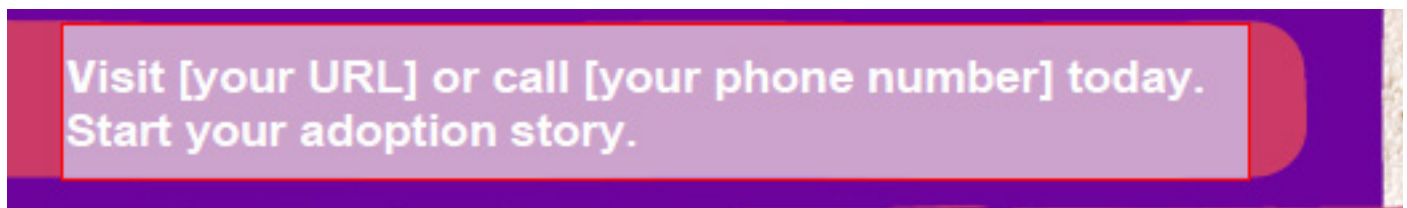
The First4Adoption posters are available in 2 formats, fixed and editable.

If you wish to add your local logo and contact details to the posters please use the latest version on Adobe Reader, this is a free downloadable application for both Mac and PC. It can be downloaded from: <http://get.adobe.com/uk/reader/>

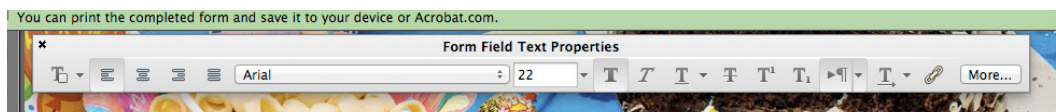
In these instruction the visuals are from a Mac but a PC will look very similar.

On opening the PDF in Adobe Reader you will be prompted to modify the panel.

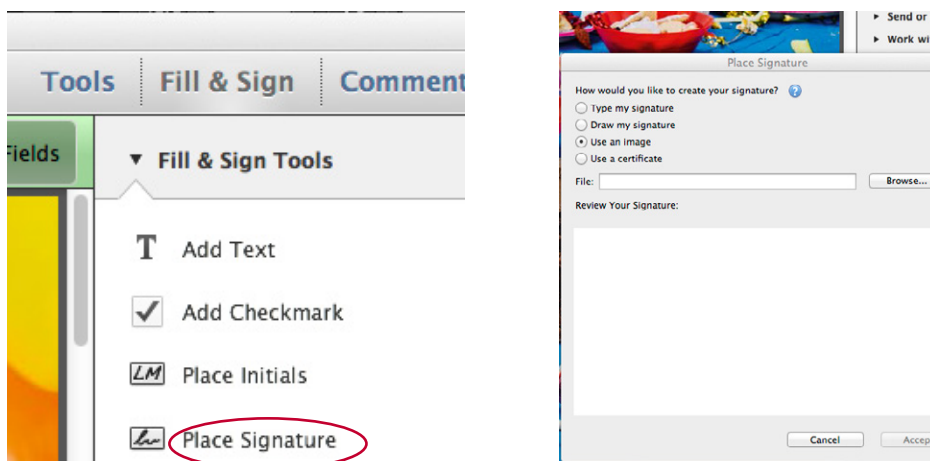
Add your contact details into the field, leaving the rest of the copy as it is. In default it will use Arial Bold 22pt, to change the size if required you must open the Properties Bar.



From here you can select the size.



To insert your logo it must be placed as a 'signature'



Select your logo file and place it in the white panel at the base of the poster.